

The State of Masternodes: First Half of 2020

Based on data from January 1 - June 30



Sponsored by:



Table of Contents

3-4

Masternode
Marketcap

10

Marketcap Pie
graph
breakdown

17-19

Masternode.buzz
Sentiment

5

2020 High and
Low

11-13

Highest Returns
By Masternode
(MC > \$1M)

20-21

Masternode.buzz
Sponsored
Content

6-7

Number of
Masternodes &
Coins

14-15

Highest Returns
By Masternode
(MC 100K-\$1M)

22

Market
Predictions

8-9

Top 10 Coins
by Marketcap

16

Major
Developments
& Releases

23

Conclusion

Masternode Market Overview

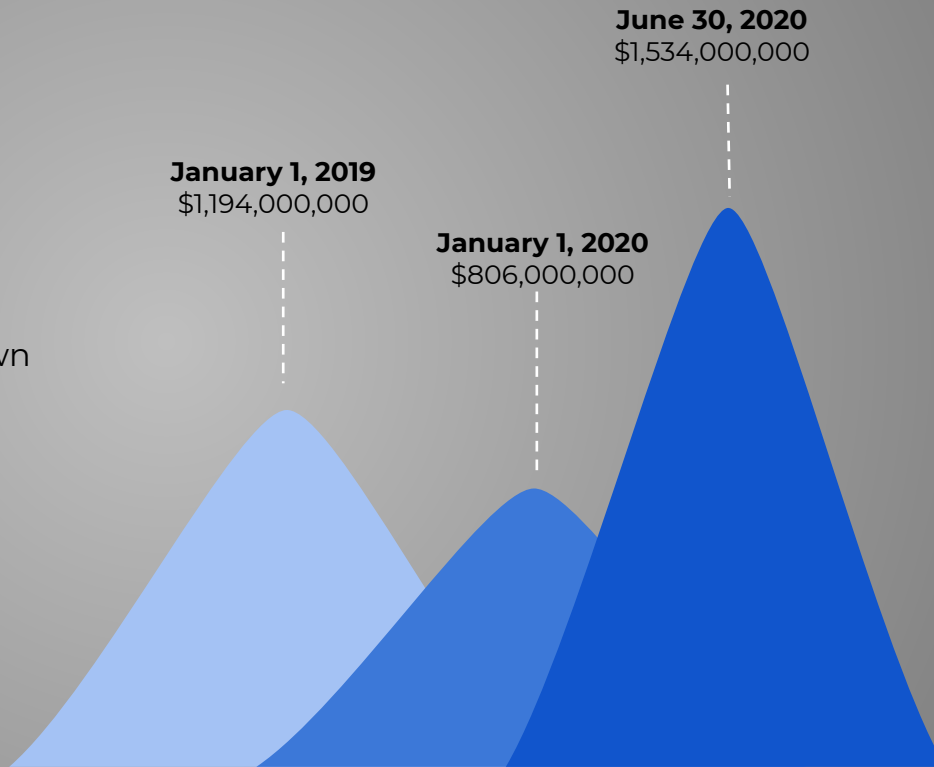


**The Masternode market
has increased by over
90% so far in 2020.
BOOM!**

The Overall Cryptocurrency market has grown by 90% so far in 2020.

The Masternode Marketcap is outpacing the Global Crypto market by 2.4X so far in 2020.

Global Crypto Marketcap Source:
https://www.coingecko.com/en/global_charts



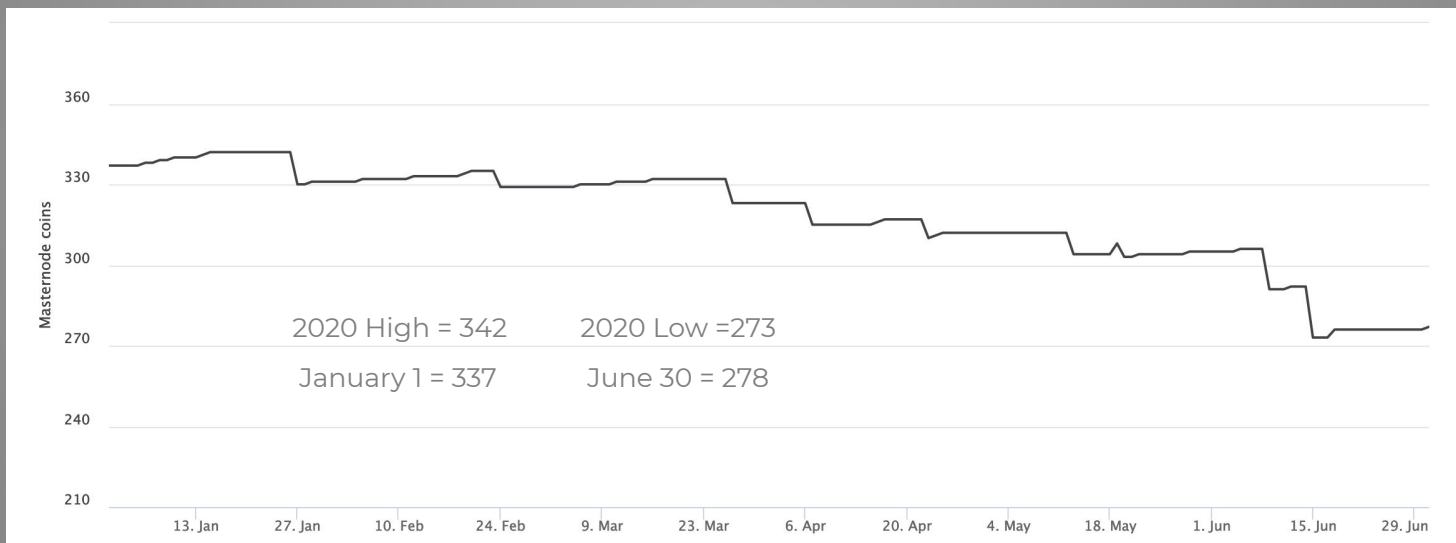
2020's High & Low

February 12th marked the yearly HIGH of \$1,982,500,000 while March 16th marked the yearly LOW of \$694,000,000. The High & Low are 33 days apart and the Low is $\sim\frac{1}{3}$ of the marketcap High.



of Masternode Coins Listed

New coins are added each week. Coins are removed due to lack of working exchange or block explorer, following a chain- or coinswap, collateral change or rebrand.



Total # of Masternodes Online

This is a very tight range so it seems consistent with the slow decline in listed projects.



Did you Know that most Masternodes have their own webpage on MNO? There are few exceptions based on Privacy and Ethereum-based coins.

<https://explorer.masternodes.online/>

Top 10 Masternode Coins by Marketcap



Masternode Market by Quarter

2nd Quarter

45% Increase

\$1,534,000,000

1st Quarter

31% Increase

\$1,058,000,000

Jan 1, 2020

\$806,000,000

At the end of the Second Quarter, the masternode market has nearly doubled its 2020 open. This also occurred in 2019.

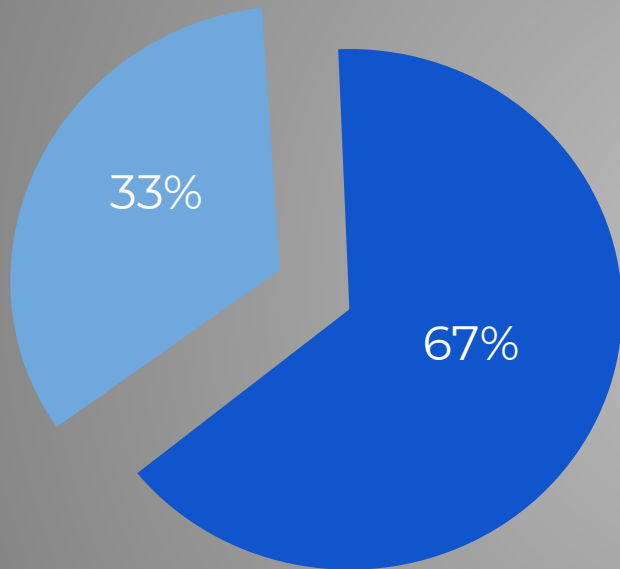
Rankings Movement

1/1 Rank	Coin	Ticker
1	DASH	DASH
2	Energi	NRG
3	Horizen	ZEN
4	ZCoin	XZC
5	DIVI	DIVI
6	NULS	NULS
7	LOKI	LOKI
8	AXEL	AXEL
9	PIVX	PIVX
10	Vitae	VITAE

3/31 Rank	Coin	Ticker	Momentum
1	DASH	DASH	Even
2	Energi	NRG	Even
3	Horizen	ZEN	Even
4	ZCoin	XZC	Even
5	Vitae	VITAE	+5
6	NULS	NULS	Even
7	AXEL	AXEL	+1
8	PIVX	PIVX	+1
9	DIVI	DIVI	-4
10	Loki	LOKI	-3

6/30 Rank	Coin	Ticker	Momentum
1	DASH	DASH	Even
2	DIVI	DIVI	+7
3	Horizen	ZEN	Even
4	Energi	NRG	-2
5	NULS	NULS	+1
6	ZCoin	XZC	-2
7	Vitae	VITAE	-2
8	PIVX	PIVX	EVEN
9	Syscoin	SYS	Not Ranked
10	Stakenet	XSN	Not Ranked

Numbers represent amount of change in Marketcap rank.



The top 10 Coins make up 67% of the total masternode marketcap with \$1.026 Billion

All other 268 listed coins = 33% with \$504 Million
Coins ranked #11-20 make up 5.2% of the total marketcap.



DASH = 42.1% of the total marketcap



DIVI = 5.3% of the total marketcap

Calculating the Highest returns

Eligibility: Coin must have had consistent reward structure and collateral for 6 months. Coin must have been listed on Masternodes.online for entire 6 months.

Assumptions:

Entire collateral was purchased and installed January 1st, 2020.

No costs associated with hosting.

For this calculation, we must ignore that it takes some new masternodes several days to start receiving payouts.

Annual Cash On Cash Return = $2 \times (6 \text{ Months Stakes \& Price Appreciation} / \text{Purchase Price})$
We multiply by 2 because it's an annual percentage with data for just 6 months.

Calculating the Cash on Cash return is popular among real estate investors where the leverage is high. The concept applies well to masternodes and since we already define ROI based on stakes alone on the platform, this report was a good opportunity to introduce Cash on Cash Return to Crypto/Stakes investing.

Highest Returns for Coins w/ Marketcap > \$1M

Rank	Logo	Coin/Tier	Coin Price 1/1/2020	Coin Price 6/30/2020	Masternode Purchase Price 1/1/2020	Value of Stakes Earned	Total Earnings (Stakes + Price Appreciation)	Annual Cash on Cash Return
1		FLS	\$0.09	\$1.26	\$93	\$304	\$1,474	3170%
2		XLQ	\$0.01	\$0.08	\$122	\$18	\$673	1100%
3		SCC	\$0.15	\$0.76	\$147	\$141	\$756	1030%
4		DIVI-COPPER	\$0.01	\$0.05	\$1,215	\$338	\$3,780	622%
5		DIVI-PLATINUM	\$0.01	\$0.05	\$36,461	\$9,747	\$113,018	620%
6		DIVI-GOLD	\$0.01	\$0.05	\$12,154	\$3,147	\$37,571	618%
7		DIVI-DIAMOND	\$0.01	\$0.05	\$121,536	\$30,478	\$374,713	617%
8		DIVI-SILVER	\$0.01	\$0.05	\$3,646	\$908	\$11,235	616%
9		BITG	\$0.09	\$0.26	\$219	\$57	\$496	454%
10		MIDAS	\$0.35	\$0.94	\$883	\$309	\$1,768	400%

SUMMARY: Highest Returns for Coins w/ Marketcap >\$1M

Observations

- DIVI and SCC are the only coins that also appeared on this list in the 2019 report. SCC was in the under \$1M category in the last report.
- Over 75% coins posted positive Cash on Cash returns. 37 coins/tiers had positive Cash on Cash Returns, 11 coins were negative.
- A 400% or greater Cash on Cash return was required to make this top ten list.

Highest Returns for Coins w/ Marketcap \$100K-\$1M

Minimum Average Volume must be > \$100.

Rank	Logo	Coin/Tier	Coin Price 1/1/2020	Coin Price 6/30/2020	Masternode Purchase Price 1/1/2020	Value of Stakes Earned	Total Earnings (Stakes + Price Appreciation)	Annual Cash on Cash Return
1		IQ	\$0.0080	\$0.0422	\$24	\$143	\$246	2050.73%
2		KZC	\$0.0114	\$0.0577	\$11	\$29	\$75	1325.07%
3		KYDC	\$0.0028	\$0.0136	\$28	\$20	\$128	912.06%
4		BBP	\$0.0001	\$0.0002	\$291	\$197	\$713	490.55%
5		CATO-T2	\$0.0043	\$0.0036	\$316	\$786	\$735	465.00%
6		XSG	\$0.0131	\$0.0365	\$131	\$31	\$265	405.39%
7		CATO-T3	\$0.0043	\$0.0036	\$527	\$1,099	\$1,015	384.85%
8		INSN	\$0.0017	\$0.0036	\$85	\$59	\$157	370.38%
9		PIRATE	\$0.0023	\$0.0039	\$23	\$25	\$41	360.11%
10		CATO-T1	\$0.0043	\$0.0036	\$132	\$195	\$174	264.21%

SUMMARY: Highest Returns for Coins w/ Marketcap \$100K-\$1M

Observations

- Over 75% coins posted positive Cash on Cash returns. 33 coins/tiers having positive Cash on Cash Returns and 31 coins were negative.
- Just 250% Cash on Cash Return was needed to make this list, which is much lower than the larger cap coins. This is opposite of the 2019 report and not consistent with the higher risk/higher reward association of smaller cap coins. This is also an indication that many of the stars of the low caps have moved up to the >\$1M+ category and there is more investment interest in that category presently.
- There were 5 coins that posted > 250% Cash on Cash Returns but failed to meet the \$100 in daily volume requirement. Some coins just barely made it - Remember, stakes mean very little if there is no demand from the market for them.

Major Developments & Releases

1st Quarter

Syscoin



Syscoin bridge with Ethereum


Energi



Energi 3.0 launches Smart Contract Platform

2nd Quarter

ALQO



Launched Bitfineon Exchange

Horizen



Introduced Sidechains

Investor Sentiment

Introducing Masternode Buzz






While Masternodes.online focuses on maintaining accurate stats and masternode monitoring, Masternode Buzz focuses on the trends, features and community that are behind the numbers. Buzz has the highest twitter engagement of any neutral masternode service/data provider making them the most qualified party for polling.

This year's Masternode Community Awards featured contestants in 3 categories - Most Innovative Masternode Project, Best Masternode Hosting Provider and Best Masternode Community.

Voting was open until May 10, after which the results were collated for each category.












Community

Best Masternode Community 2020

1	 NIX	97 Votes
2	 Divi	88 Votes
3	 DAPS Coin	37 Votes
4	 Helios Protocol	23 Votes
5	 Crown	8 Votes







Innovation

Most Innovative Masternode Project 2020

1	 DAPS Coin	135 Votes
2	 Divi	110 Votes
3	 NIX	93 Votes
4	 SINOVA	75 Votes
5	 Stakenet	72 Votes
6	 Energi	71 Votes
7	 BitGreen	60 Votes
8	 Euno	31 Votes
9	 3DCoin	26 Votes
10	 Flits	24 Votes
10	 Merebel	24 Votes

Hosting

Best Masternode Hosting Provider 2020

1	 Allnodes	50 Votes
2	 POSMN	38 Votes
3	 Midas	30 Votes
4	 Divi	17 Votes
5	 Simple POS Pool	13 Votes
6	 Flits	10 Votes

DAPS, a privacy-centric blockchain which focuses on security and scalability was voted as the [Most Innovative Masternode Project](#) in 2020. A significant number of respondents touted the project's privacy, with one respondent saying that:

“DAPS is the first project to incorporate RingCT, Ring Signatures, Bulletproofs on a hybrid staking chain. We're fully private, have no known exploits or well poisoning and our proof of audit protocol is a first and that's what's solving the 'Trust problem' other coins have.”

In the “[Best Masternode Hosting Provider](#)” category, Allnodes beat other top contestants like POSMN and Midas to secure the first position. The non-custodial hosting and staking service allows its users to deploy full nodes, stake coins, and monitor their masternode investments.

The masternode project with the “[Best Masternode Community](#)” award went to NIX. The next-gen privacy-centric and multi-layered interoperable blockchain was praised for its active community.

Masternode.Buzz Hosting Directory

Masternode hosting services eliminate the technical barriers associated with deploying and operating masternodes. With some services offering shared hosting plans, users from across the globe can host masternodes without having the full collateral.

Allnodes, for example, is a non-custodial masternode, full node, and staking hosting service. The platform enables its users to host nodes and stake coins while being able to monitor their investments. Flitsnode, on the other hand, is currently a mobile app (with an upcoming web version) that simplifies the process of investing in masternodes.



















Masternode Hosting Platforms Compared

Search Hosting Platforms

Platform Name

EXCHANGES

HOSTING

Platform	Type	Price p/m	Coins	Nodes*	Total \$**	
 Centarium	Shared VPS	\$3.99	76	3,209	\$2,325,996	
 Flitsnode	Shared VPS	\$1.99	53	2,884	\$1,375,025	
 Trittium	Dedicated VPS	\$1.99	49	1,611	\$886,091	
 TheHub Hosting	Managed VPS	\$7.50	23	45	\$147	
 Allnodes	Shared VPS	\$2.00	12	6,573	\$64,093,619	
 Allnodes	Dedicated VPS	\$5.00	12	6,573	\$64,093,619	
 Clicknode by Stakinglab.io	Shared VPS	\$3.60	10	788	\$688,639	
 Clicknode by Stakinglab.io	Dedicated VPS	\$9.90	10	788	\$688,639	
 ZCore	Shared VPS	\$1.99	0	?	?	


<https://coins.masternode.buzz/hosting>

The Buzzbacker Program

As one of the largest dedicated masternode sites in the world, the activities of Masternode Buzz are made possible because of its Buzz Backers. From Premium Buzz Backers to Daily Buzz Sponsors, funding is channeled towards keeping the masternode community up-to-date on the latest news and happenings.

Masternode projects benefit from the publicity on Buzz, the site is able to continue its activities without advertising from the funding received.

In 2020, Buzz welcomed a number of new Premium Backers including United Crypto Alliance (UCA), Flits and Peony Coin. Other Premium Backers include CryptoDezireCash, Divi, Altbet, FYD Coin, SINOVATE and Telos.



Cryptosandwich Market Predictions 1/2 year Update

- “DASH Dominance will decrease sharply as several masternode coins among CoinGecko’s top 200 coins will make large strides but I don’t see a coin overtaking DASH in 2020.”

7/16/2020: Dash Dominance was 64% when prediction was made 1/24/2020.

DASH currently sits at 36% with DIVI making huge strides and are now within 5X of Dash’s marketcap. <https://masternodes.online/masternodes-graph/>

- “A green candle on the year for masternodes with Bitcoin making bigger moves and masternodes/alts gradually following. 2020 will resemble 2017 minus the mania of December 2017.”

7/16/2020: Masternodes are up 90%! Bitcoin was \$8450 on when prediction was made on 1/24/2020. BTC is currently \$9119. Altcoins have had much more positive price movement than Bitcoin so far this year.

Conclusions, Resources and Gratitude

Conclusions

2020 will continue to be a fun year for this sector and masternodes.online will continue to be the best resource for accurate stats, the most comprehensive monitoring w/ notifications and masternode explorers. See Masternode.buzz for the latest news and in-depth stories. All opinions are Crytosandwich's and do not necessary reflect the views of masternodes.online or Ankanya, Corp. All content was written independent and prior to sponsorship.

Resources used in this report

Masternodes.online Trends - <https://masternodes.online/masternodes-graph/>

All price and marketcap data is from our friends at [www.Coingecko.com](https://www.coingecko.com)

This report was sponsored by masternode.buzz who also provided some great content.

Thank you!